

Scaled data based on original data using
LM-79-08 Approved Method: Electrical and Photometric Measurements of Solid-
State Lighting Products

Test Report Prepared for
Cooper Lighting Solutions
(formerly Eaton)

Brand: McGRAW-EDISON

Report Number: P227455

Luminaire Tested: **ISW-AF-1200-LED-E1-RW**

Issue Date: 3/3/2020

Test Information

Test Method: LM-79-08
Report Number: P227455
TEST IS SCALED FROM IESNA LM-79-08 TEST DATA (P29767)
Test Lab: INNOVATION CENTER-P2
Issue Date: 3/3/2020
Manufacturer: COOPER LIGHTING SOLUTIONS (FORMERLY EATON)
Product Line: MCGRAW-EDISON
Catalog Number: ISW-AF-1200-LED-E1-RW
Description: IMPACT ELITE LED WEDGE LUMINAIRE
LIGHT SQUARE WITH ACCULED OPTICS-RECTANGULAR WIDE TYPE I
Light Source: (16) 4000K CCT, 70 CRI LEDs
Ballast/Driver: ELECTRONIC DRIVER

Summary

Lumens per Lamp: N/A
Luminaire Lumens: 6954.1 lumens
Efficiency: N/A
Efficacy: 105.4 lumens/watt
Luminous Opening: Rectangular (W 0.5' x L: 0.5' x H: 0')
IES Classification: Type II - Medium - Cutoff
BUG Rating: B3 - U1 - G3

Input Watts (W): 66
Input Voltage (V): 120
Input Current (Ain): NR
Voltage Rise (V): NR
Power Factor: NR
Total Harmonic Distortion (THDi): NR
Frequency (hertz): 60
Stabilization Time: NR
Operation Time: NR
Ambient Temperature (°C): NR
Test Distance: 25 FT

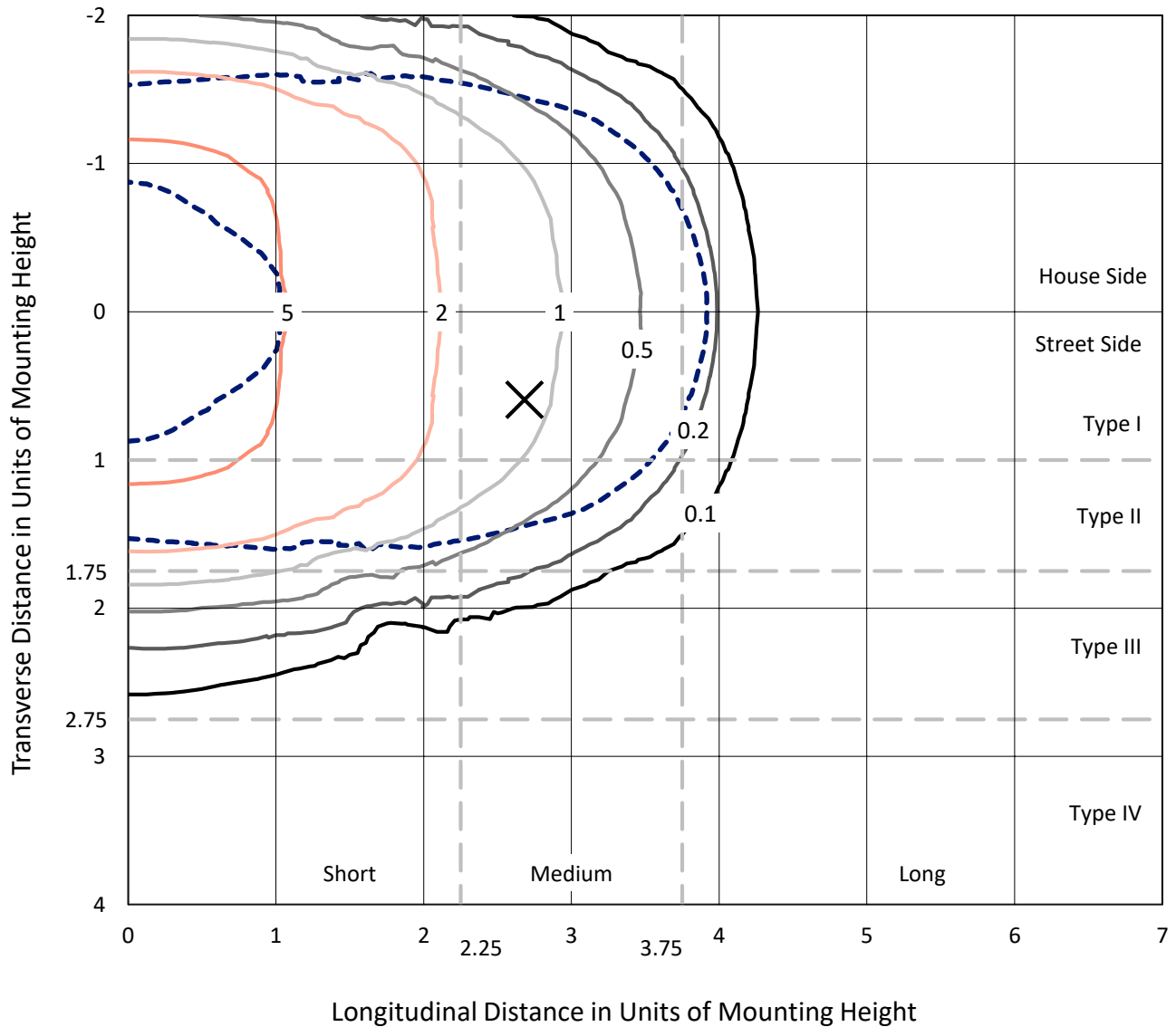


REPORT NUMBER: P227455

CATALOG NUMBER: ISW-AF-1200-LED-E1-RW

Iso-Footcandle Lines of Horizontal Illumination

× Max cd
 - - - 1/2 Max cd

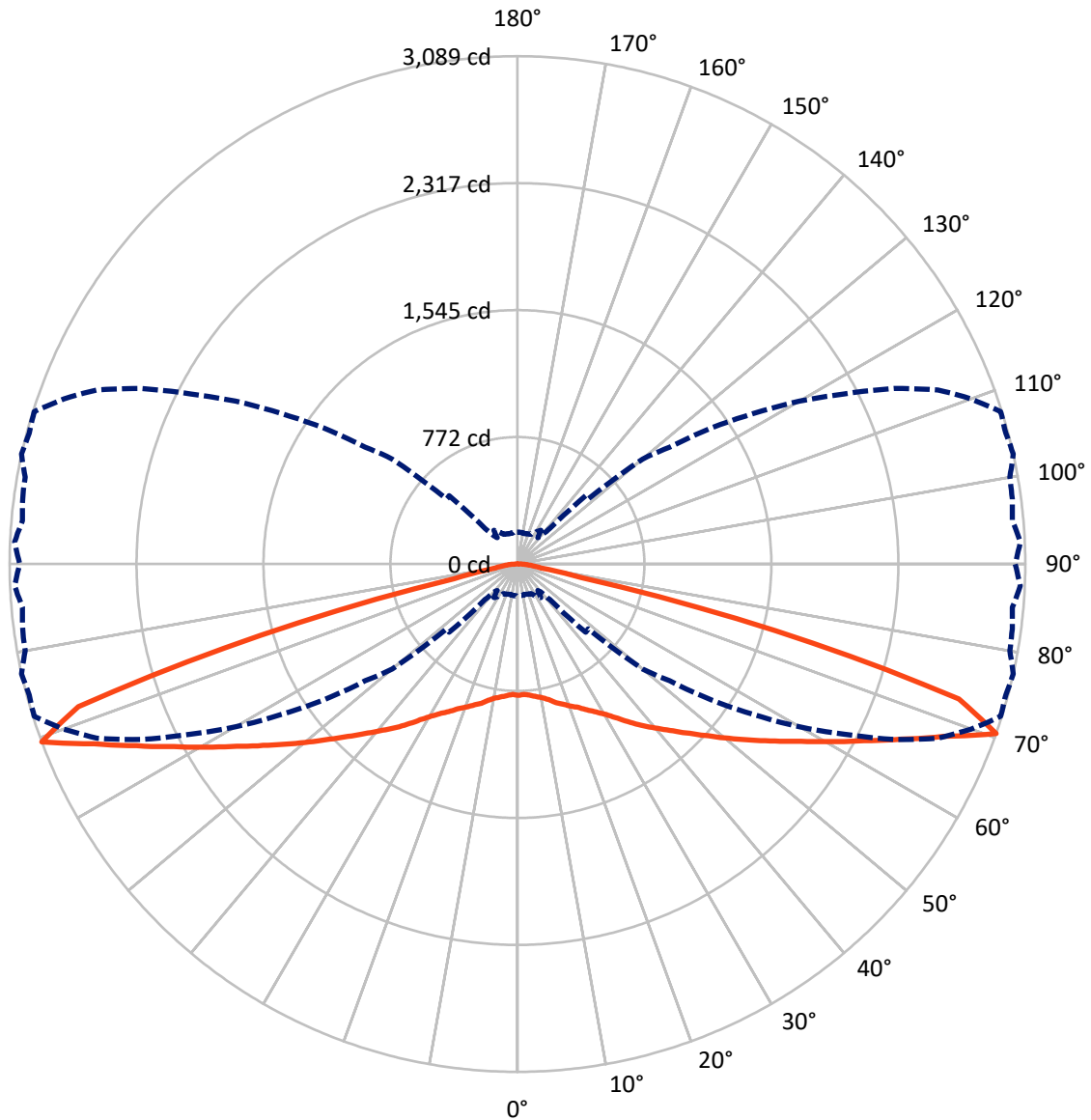


Based on 10 foot mounting height. Maximum calculated value = 8.2 fc
 Type II - Medium - Cutoff

REPORT NUMBER: P227455

CATALOG NUMBER: ISW-AF-1200-LED-E1-RW

Luminous Intensity Polar Plot



— Vertical Plane Through 77.5-Deg Lateral - - - Horizontal Cone Through 70-Deg Vertical

REPORT NUMBER: P227455

CATALOG NUMBER: ISW-AF-1200-LED-E1-RW

FLUX DISTRIBUTION:

		Downward	Upward	Total
House Side	Lumens	3476.5	0.5	3477.0
	% Fixture	50.0	0.0	50.0
Street Side	Lumens	3476.5	0.5	3477.0
	% Fixture	50.0	0.0	50.0
Total	Lumens	6953.0	1.1	6954.1
	% Fixture	100.0	0.0	100.0

Coefficient of Utilization

ZONAL LUMENS:

Zone	Lumens	% Fixture
0°-10°	77.2	1.1
10°-20°	241.4	3.5
20°-30°	453.2	6.5
30°-40°	792.0	11.4
40°-50°	1291.0	18.6
50°-60°	1766.8	25.4
60°-70°	1625.2	23.4
70°-80°	635.3	9.1
80°-90°	70.7	1.0
90°-100°	1.1	0.0
100°-110°	0.0	0.0
110°-120°	0.0	0.0
120°-130°	0.0	0.0
130°-140°	0.0	0.0
140°-150°	0.0	0.0
150°-160°	0.0	0.0
160°-170°	0.0	0.0
170°-180°	0.0	0.0
0°-90°	6953.0	100.0
0°-180°	6954.1	100.0



REPORT NUMBER: P227455

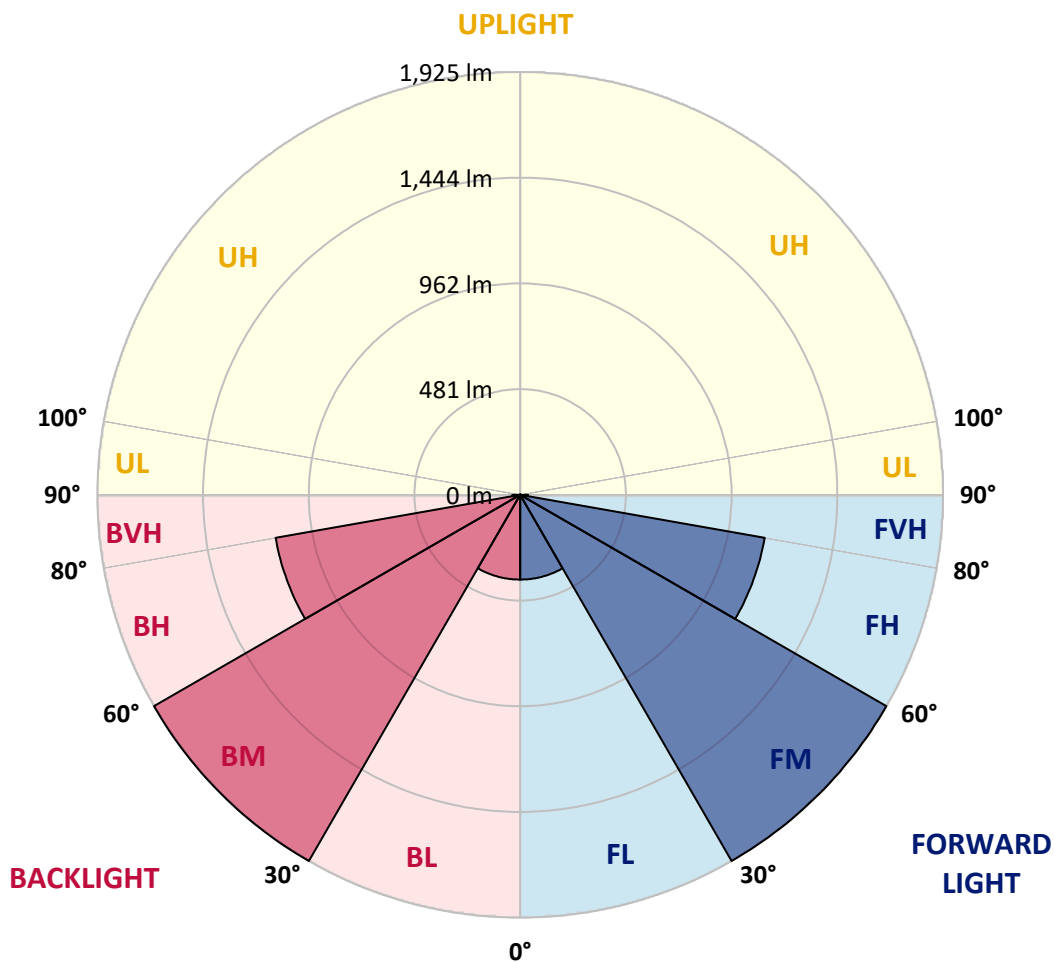
CATALOG NUMBER: ISW-AF-1200-LED-E1-RW

LUMINAIRE CLASSIFICATION SYSTEM LUMEN TABLE AND BUG RATING:

Zone		Lumens	% Fixture	Zone Rating/Lumen Limit		
				B	U	G
FL	(0°-30°)	385.9	5.5			
FM	(30°-60°)	1924.9	27.7			
FH	(60°-80°)	1130.3	16.3			G1/1800
FVH	(80°-90°)	35.4	0.5			G1/100
BL	(0°-30°)	385.9	5.5	B1/500		
BM	(30°-60°)	1924.9	27.7	B2/2500		
BH	(60°-80°)	1130.3	16.3	B3/2500		G3/2500
BVH	(80°-90°)	35.4	0.5			G1/100
UL	(90°-100°)	1.1	0.0		U1/10	
UH	(100°-180°)	0.5	0.0		U1/10	

BUG Rating: B3-U1-G3

Type II Medium





REPORT NUMBER: P227455

CATALOG NUMBER: ISW-AF-1200-LED-E1-RW

CANDELA DISTRIBUTION (FULL):

	0°	5°	15°	25°	35°	37.5°	40°	42.5°	45°	47.5°	50°
0°	798.8	798.8	798.8	798.8	798.8	798.8	798.8	798.8	798.8	798.8	798.8
2.5°	795.8	794.7	794.7	795.8	797.8	798.8	796.8	797.8	797.8	796.8	799.8
5°	797.8	796.8	797.8	799.8	802.9	806.0	805.0	805.0	806.0	803.9	809.1
7.5°	795.8	794.7	796.8	801.9	809.1	813.1	813.1	813.1	815.2	814.2	820.3
10°	786.5	785.5	790.6	799.8	813.1	816.2	819.3	820.3	826.4	826.4	832.6
12.5°	778.4	779.4	786.5	800.9	822.4	823.4	827.5	831.6	839.7	835.6	846.9
15°	781.4	783.5	792.7	810.1	838.7	837.7	840.8	844.9	858.2	848.9	867.4
17.5°	796.8	799.8	810.1	830.5	860.2	855.1	859.2	865.3	882.7	871.5	892.9
20°	821.3	825.4	836.7	859.2	886.8	881.7	885.8	892.9	913.4	902.1	923.6
22.5°	854.1	858.2	870.4	896.0	925.7	919.5	923.6	929.8	952.3	934.9	961.5
25°	898.0	902.1	915.4	942.0	975.8	968.6	970.7	974.8	998.3	977.8	1003.4
27.5°	959.4	963.5	974.8	1000.3	1033.1	1026.9	1029.0	1033.1	1057.6	1037.2	1059.7
30°	1037.2	1041.3	1051.5	1077.1	1104.7	1097.5	1100.6	1103.7	1126.2	1105.7	1124.1
32.5°	1129.2	1128.2	1143.6	1170.2	1194.7	1181.4	1181.4	1181.4	1202.9	1182.4	1196.8
35°	1237.7	1237.7	1253.0	1278.6	1301.1	1285.7	1278.6	1274.5	1298.0	1272.4	1282.7
37.5°	1356.3	1351.2	1374.7	1398.3	1419.8	1400.3	1394.2	1389.1	1406.5	1377.8	1382.9
40°	1482.1	1478.0	1503.5	1530.1	1544.5	1518.9	1513.8	1507.6	1526.0	1498.4	1497.4
42.5°	1596.6	1593.6	1626.3	1657.0	1674.4	1641.6	1634.5	1628.3	1648.8	1621.2	1615.0
45°	1693.8	1692.8	1730.6	1772.6	1803.3	1768.5	1763.4	1753.1	1773.6	1739.8	1736.8
47.5°	1769.5	1765.4	1811.4	1872.8	1921.9	1886.1	1885.1	1877.9	1899.4	1862.6	1858.5
50°	1820.6	1823.7	1873.8	1945.4	2025.2	1991.5	1994.5	1991.5	2023.2	1986.4	1991.5
52.5°	1829.9	1836.0	1900.4	1994.5	2106.1	2065.1	2088.7	2097.9	2137.8	2106.1	2116.3
55°	1720.4	1737.8	1836.0	1999.7	2156.2	2130.6	2160.3	2186.9	2243.1	2216.5	2234.9
57.5°	1475.9	1511.7	1625.3	1862.6	2150.0	2164.4	2224.7	2265.6	2334.2	2310.6	2353.6
60°	1140.5	1165.0	1290.9	1568.0	1953.6	1973.1	2082.5	2212.4	2370.0	2402.6	2470.1
62.5°	746.7	761.0	883.7	1165.0	1615.0	1621.2	1757.2	1926.0	2199.1	2270.7	2459.9
65°	370.3	389.7	455.2	671.0	1131.3	1123.1	1272.4	1469.8	1823.7	1902.5	2210.4
67.5°	231.2	234.3	247.6	311.0	566.6	503.2	625.9	832.6	1261.2	1331.8	1722.4
70°	194.4	193.3	190.3	199.5	249.6	202.5	224.0	292.6	587.1	584.0	993.2
72.5°	179.0	175.9	167.8	166.7	173.9	159.6	161.6	165.7	235.3	197.4	382.6
75°	164.7	158.6	148.3	145.3	145.3	134.0	134.0	135.0	152.4	143.2	173.9
77.5°	147.3	140.1	129.9	125.8	121.7	109.5	108.4	109.5	122.8	114.6	129.9
80°	126.8	119.7	112.5	106.4	100.2	89.0	85.9	85.9	97.2	89.0	101.3
82.5°	110.5	101.3	99.2	89.0	79.8	69.6	66.5	61.4	71.6	62.4	75.7
85°	81.8	74.7	94.1	78.8	63.4	56.3	45.0	37.8	45.0	36.8	48.1
87.5°	47.1	44.0	82.9	62.4	56.3	60.4	36.8	26.6	25.6	22.5	26.6
90°	9.2	10.2	13.3	9.2	12.3	6.1	3.1	3.1	6.1	4.1	7.2
92.5°	0.0	0.0	0.0	0.0	0.0	0.0	0.0	0.0	0.0	0.0	0.0
95°	0.0	0.0	0.0	0.0	0.0	0.0	0.0	0.0	0.0	0.0	0.0
97.5°	0.0	0.0	0.0	0.0	0.0	0.0	0.0	0.0	0.0	0.0	0.0
100°	0.0	0.0	0.0	0.0	0.0	0.0	0.0	0.0	0.0	0.0	0.0
102.5°	0.0	0.0	0.0	0.0	0.0	0.0	0.0	0.0	0.0	0.0	0.0
105°	0.0	0.0	0.0	0.0	0.0	0.0	0.0	0.0	0.0	0.0	0.0
107.5°	0.0	0.0	0.0	0.0	0.0	0.0	0.0	0.0	0.0	0.0	0.0
110°	0.0	0.0	0.0	0.0	0.0	0.0	0.0	0.0	0.0	0.0	0.0



REPORT NUMBER: P227455

CATALOG NUMBER: ISW-AF-1200-LED-E1-RW

CANDELA DISTRIBUTION (continued):

	0°	5°	15°	25°	35°	37.5°	40°	42.5°	45°	47.5°	50°
112.5°	0.0	0.0	0.0	0.0	0.0	0.0	0.0	0.0	0.0	0.0	0.0
115°	0.0	0.0	0.0	0.0	0.0	0.0	0.0	0.0	0.0	0.0	0.0
117.5°	0.0	0.0	0.0	0.0	0.0	0.0	0.0	0.0	0.0	0.0	0.0
120°	0.0	0.0	0.0	0.0	0.0	0.0	0.0	0.0	0.0	0.0	0.0
122.5°	0.0	0.0	0.0	0.0	0.0	0.0	0.0	0.0	0.0	0.0	0.0
125°	0.0	0.0	0.0	0.0	0.0	0.0	0.0	0.0	0.0	0.0	0.0
127.5°	0.0	0.0	0.0	0.0	0.0	0.0	0.0	0.0	0.0	0.0	0.0
130°	0.0	0.0	0.0	0.0	0.0	0.0	0.0	0.0	0.0	0.0	0.0
132.5°	0.0	0.0	0.0	0.0	0.0	0.0	0.0	0.0	0.0	0.0	0.0
135°	0.0	0.0	0.0	0.0	0.0	0.0	0.0	0.0	0.0	0.0	0.0
137.5°	0.0	0.0	0.0	0.0	0.0	0.0	0.0	0.0	0.0	0.0	0.0
140°	0.0	0.0	0.0	0.0	0.0	0.0	0.0	0.0	0.0	0.0	0.0
142.5°	0.0	0.0	0.0	0.0	0.0	0.0	0.0	0.0	0.0	0.0	0.0
145°	0.0	0.0	0.0	0.0	0.0	0.0	0.0	0.0	0.0	0.0	0.0
147.5°	0.0	0.0	0.0	0.0	0.0	0.0	0.0	0.0	0.0	0.0	0.0
150°	0.0	0.0	0.0	0.0	0.0	0.0	0.0	0.0	0.0	0.0	0.0
152.5°	0.0	0.0	0.0	0.0	0.0	0.0	0.0	0.0	0.0	0.0	0.0
155°	0.0	0.0	0.0	0.0	0.0	0.0	0.0	0.0	0.0	0.0	0.0
157.5°	0.0	0.0	0.0	0.0	0.0	0.0	0.0	0.0	0.0	0.0	0.0
160°	0.0	0.0	0.0	0.0	0.0	0.0	0.0	0.0	0.0	0.0	0.0
162.5°	0.0	0.0	0.0	0.0	0.0	0.0	0.0	0.0	0.0	0.0	0.0
165°	0.0	0.0	0.0	0.0	0.0	0.0	0.0	0.0	0.0	0.0	0.0
167.5°	0.0	0.0	0.0	0.0	0.0	0.0	0.0	0.0	0.0	0.0	0.0
170°	0.0	0.0	0.0	0.0	0.0	0.0	0.0	0.0	0.0	0.0	0.0
172.5°	0.0	0.0	0.0	0.0	0.0	0.0	0.0	0.0	0.0	0.0	0.0
175°	0.0	0.0	0.0	0.0	0.0	0.0	0.0	0.0	0.0	0.0	0.0
177.5°	0.0	0.0	0.0	0.0	0.0	0.0	0.0	0.0	0.0	0.0	0.0
180°	0.0	0.0	0.0	0.0	0.0	0.0	0.0	0.0	0.0	0.0	0.0



REPORT NUMBER: P227455

CATALOG NUMBER: ISW-AF-1200-LED-E1-RW

CANDELA DISTRIBUTION (continued):

	52.5°	55°	57.5°	60°	62.5°	65°	67.5°	70°	72.5°	75°	77.5°
0°	798.8	798.8	798.8	798.8	798.8	798.8	798.8	798.8	798.8	798.8	798.8
2.5°	796.8	799.8	795.8	799.8	792.7	798.8	793.7	799.8	794.7	799.8	793.7
5°	801.9	810.1	800.9	812.1	798.8	812.1	800.9	813.1	802.9	813.1	801.9
7.5°	810.1	824.4	812.1	826.4	810.1	828.5	813.1	830.5	815.2	831.6	814.2
10°	820.3	838.7	822.4	840.8	821.3	842.8	823.4	845.9	825.4	847.9	826.4
12.5°	829.5	853.0	834.6	859.2	837.7	863.3	840.8	869.4	844.9	874.5	846.9
15°	846.9	877.6	854.1	883.7	859.2	888.8	864.3	897.0	869.4	903.2	874.5
17.5°	869.4	903.2	878.6	908.3	881.7	914.4	887.8	920.6	892.9	927.7	896.0
20°	900.1	933.9	908.3	936.9	911.3	941.0	914.4	944.1	920.6	950.2	922.6
22.5°	934.9	966.6	939.0	967.6	939.0	966.6	941.0	967.6	944.1	971.7	947.2
25°	976.8	1006.5	978.9	1003.4	974.8	999.3	974.8	999.3	977.8	1001.4	983.0
27.5°	1035.1	1057.6	1029.0	1050.5	1019.8	1041.3	1015.7	1037.2	1016.7	1037.2	1018.8
30°	1100.6	1121.1	1088.3	1105.7	1072.0	1088.3	1060.7	1079.1	1057.6	1077.1	1062.7
32.5°	1172.2	1188.6	1155.8	1170.2	1135.4	1149.7	1120.0	1132.3	1113.9	1126.2	1117.0
35°	1252.0	1268.4	1234.6	1247.9	1213.1	1225.4	1195.7	1201.9	1183.5	1191.6	1183.5
37.5°	1347.1	1361.4	1322.6	1334.8	1297.0	1312.3	1276.5	1282.7	1260.2	1265.3	1248.9
40°	1449.3	1464.7	1418.7	1431.0	1384.0	1401.3	1361.4	1365.5	1334.8	1340.0	1314.4
42.5°	1559.8	1574.1	1516.8	1527.1	1471.8	1490.2	1443.2	1451.4	1414.6	1419.8	1387.0
45°	1681.5	1689.7	1626.3	1633.4	1567.0	1585.4	1526.0	1541.4	1497.4	1507.6	1469.8
47.5°	1795.1	1811.4	1741.9	1748.0	1676.4	1687.7	1619.1	1639.6	1592.5	1607.9	1561.8
50°	1925.0	1937.3	1870.8	1871.8	1802.2	1806.3	1729.6	1750.1	1698.9	1715.3	1666.2
52.5°	2058.0	2066.2	1994.5	2001.7	1933.2	1940.3	1863.6	1871.8	1812.5	1826.8	1778.7
55°	2186.9	2188.9	2129.6	2127.5	2063.1	2076.4	1991.5	2009.9	1939.3	1954.7	1900.4
57.5°	2315.8	2322.9	2267.7	2269.7	2205.3	2214.5	2137.8	2151.1	2084.6	2103.0	2035.5
60°	2451.7	2474.2	2420.0	2427.2	2365.9	2384.3	2291.2	2308.6	2236.0	2265.6	2193.0
62.5°	2538.7	2622.5	2612.3	2623.6	2565.3	2574.5	2478.3	2505.9	2419.0	2440.5	2365.9
65°	2373.0	2578.6	2682.9	2797.5	2800.5	2830.2	2737.1	2747.3	2660.4	2655.3	2567.3
67.5°	1934.2	2187.9	2363.8	2599.0	2763.7	2922.3	2979.5	2993.9	2946.8	2896.7	2797.5
70°	1167.1	1444.2	1703.0	1980.2	2240.1	2525.4	2767.8	2935.6	3081.8	3074.7	3089.0
72.5°	461.4	691.4	864.3	1124.1	1381.9	1697.9	1965.9	2202.2	2453.8	2608.2	2808.7
75°	182.1	240.4	281.3	426.6	549.2	784.5	1020.8	1148.7	1346.1	1481.0	1620.1
77.5°	130.9	143.2	145.3	168.8	178.0	246.5	288.5	332.5	374.4	401.0	395.9
80°	101.3	109.5	109.5	119.7	118.7	132.0	128.9	141.2	140.1	150.4	143.2
82.5°	75.7	80.8	80.8	89.0	89.0	97.2	95.1	103.3	100.2	107.4	100.2
85°	49.1	54.2	54.2	58.3	56.3	64.4	63.4	69.6	66.5	69.6	64.4
87.5°	27.6	30.7	31.7	34.8	31.7	37.8	36.8	39.9	36.8	39.9	37.8
90°	4.1	6.1	4.1	6.1	3.1	9.2	5.1	10.2	3.1	12.3	5.1
92.5°	0.0	0.0	0.0	0.0	0.0	0.0	0.0	0.0	0.0	0.0	0.0
95°	0.0	0.0	0.0	0.0	0.0	0.0	0.0	0.0	0.0	0.0	0.0
97.5°	0.0	0.0	0.0	0.0	0.0	0.0	0.0	0.0	0.0	0.0	0.0
100°	0.0	0.0	0.0	0.0	0.0	0.0	0.0	0.0	0.0	0.0	0.0
102.5°	0.0	0.0	0.0	0.0	0.0	0.0	0.0	0.0	0.0	0.0	0.0
105°	0.0	0.0	0.0	0.0	0.0	0.0	0.0	0.0	0.0	0.0	0.0
107.5°	0.0	0.0	0.0	0.0	0.0	0.0	0.0	0.0	0.0	0.0	0.0
110°	0.0	0.0	0.0	0.0	0.0	0.0	0.0	0.0	0.0	0.0	0.0



REPORT NUMBER: P227455

CATALOG NUMBER: ISW-AF-1200-LED-E1-RW

CANDELA DISTRIBUTION (continued):

	52.5°	55°	57.5°	60°	62.5°	65°	67.5°	70°	72.5°	75°	77.5°
112.5°	0.0	0.0	0.0	0.0	0.0	0.0	0.0	0.0	0.0	0.0	0.0
115°	0.0	0.0	0.0	0.0	0.0	0.0	0.0	0.0	0.0	0.0	0.0
117.5°	0.0	0.0	0.0	0.0	0.0	0.0	0.0	0.0	0.0	0.0	0.0
120°	0.0	0.0	0.0	0.0	0.0	0.0	0.0	0.0	0.0	0.0	0.0
122.5°	0.0	0.0	0.0	0.0	0.0	0.0	0.0	0.0	0.0	0.0	0.0
125°	0.0	0.0	0.0	0.0	0.0	0.0	0.0	0.0	0.0	0.0	0.0
127.5°	0.0	0.0	0.0	0.0	0.0	0.0	0.0	0.0	0.0	0.0	0.0
130°	0.0	0.0	0.0	0.0	0.0	0.0	0.0	0.0	0.0	0.0	0.0
132.5°	0.0	0.0	0.0	0.0	0.0	0.0	0.0	0.0	0.0	0.0	0.0
135°	0.0	0.0	0.0	0.0	0.0	0.0	0.0	0.0	0.0	0.0	0.0
137.5°	0.0	0.0	0.0	0.0	0.0	0.0	0.0	0.0	0.0	0.0	0.0
140°	0.0	0.0	0.0	0.0	0.0	0.0	0.0	0.0	0.0	0.0	0.0
142.5°	0.0	0.0	0.0	0.0	0.0	0.0	0.0	0.0	0.0	0.0	0.0
145°	0.0	0.0	0.0	0.0	0.0	0.0	0.0	0.0	0.0	0.0	0.0
147.5°	0.0	0.0	0.0	0.0	0.0	0.0	0.0	0.0	0.0	0.0	0.0
150°	0.0	0.0	0.0	0.0	0.0	0.0	0.0	0.0	0.0	0.0	0.0
152.5°	0.0	0.0	0.0	0.0	0.0	0.0	0.0	0.0	0.0	0.0	0.0
155°	0.0	0.0	0.0	0.0	0.0	0.0	0.0	0.0	0.0	0.0	0.0
157.5°	0.0	0.0	0.0	0.0	0.0	0.0	0.0	0.0	0.0	0.0	0.0
160°	0.0	0.0	0.0	0.0	0.0	0.0	0.0	0.0	0.0	0.0	0.0
162.5°	0.0	0.0	0.0	0.0	0.0	0.0	0.0	0.0	0.0	0.0	0.0
165°	0.0	0.0	0.0	0.0	0.0	0.0	0.0	0.0	0.0	0.0	0.0
167.5°	0.0	0.0	0.0	0.0	0.0	0.0	0.0	0.0	0.0	0.0	0.0
170°	0.0	0.0	0.0	0.0	0.0	0.0	0.0	0.0	0.0	0.0	0.0
172.5°	0.0	0.0	0.0	0.0	0.0	0.0	0.0	0.0	0.0	0.0	0.0
175°	0.0	0.0	0.0	0.0	0.0	0.0	0.0	0.0	0.0	0.0	0.0
177.5°	0.0	0.0	0.0	0.0	0.0	0.0	0.0	0.0	0.0	0.0	0.0
180°	0.0	0.0	0.0	0.0	0.0	0.0	0.0	0.0	0.0	0.0	0.0



REPORT NUMBER: P227455

CATALOG NUMBER: ISW-AF-1200-LED-E1-RW

CANDELA DISTRIBUTION (continued):

	80°	82.5°	85°	87.5°	90°
0°	798.8	798.8	798.8	798.8	798.8
2.5°	798.8	796.8	800.9	794.7	799.8
5°	813.1	803.9	815.2	803.9	814.2
7.5°	832.6	817.2	833.6	817.2	833.6
10°	851.0	825.4	852.0	827.5	853.0
12.5°	878.6	847.9	882.7	848.9	882.7
15°	909.3	874.5	913.4	875.5	915.4
17.5°	933.9	900.1	937.9	900.1	939.0
20°	954.3	927.7	959.4	927.7	962.5
22.5°	977.8	958.4	984.0	958.4	990.1
25°	1008.5	995.2	1015.7	997.3	1019.8
27.5°	1044.3	1035.1	1051.5	1038.2	1055.6
30°	1086.3	1083.2	1091.4	1085.2	1095.5
32.5°	1133.3	1140.5	1140.5	1140.5	1144.6
35°	1201.9	1208.0	1208.0	1210.0	1211.1
37.5°	1267.3	1277.6	1276.5	1279.6	1279.6
40°	1335.9	1349.2	1349.2	1349.2	1351.2
42.5°	1411.6	1425.9	1427.9	1421.8	1425.9
45°	1496.4	1501.5	1506.6	1503.5	1510.7
47.5°	1587.4	1592.5	1596.6	1592.5	1603.8
50°	1694.8	1693.8	1705.1	1693.8	1710.2
52.5°	1807.3	1816.6	1823.7	1812.5	1823.7
55°	1934.2	1931.1	1954.7	1939.3	1954.7
57.5°	2073.3	2073.3	2096.8	2082.5	2099.9
60°	2238.0	2224.7	2257.4	2233.9	2257.4
62.5°	2404.7	2381.2	2417.9	2397.6	2428.2
65°	2597.0	2563.2	2598.0	2571.4	2599.0
67.5°	2791.3	2752.5	2763.7	2750.4	2765.8
70°	3040.9	3035.8	3022.5	3061.4	3027.6
72.5°	2777.0	2836.3	2788.3	2881.3	2817.9
75°	1706.1	1815.5	1875.9	1971.0	1955.7
77.5°	404.1	359.1	395.9	355.0	400.0
80°	149.4	136.1	142.2	123.8	138.1
82.5°	102.3	89.0	85.9	68.5	73.7
85°	65.5	53.2	49.1	40.9	45.0
87.5°	38.9	29.7	27.6	23.5	24.6
90°	11.3	4.1	8.2	2.0	7.2
92.5°	0.0	0.0	0.0	0.0	0.0
95°	0.0	0.0	0.0	0.0	0.0
97.5°	0.0	0.0	0.0	0.0	0.0
100°	0.0	0.0	0.0	0.0	0.0
102.5°	0.0	0.0	0.0	0.0	0.0
105°	0.0	0.0	0.0	0.0	0.0
107.5°	0.0	0.0	0.0	0.0	0.0
110°	0.0	0.0	0.0	0.0	0.0



REPORT NUMBER: P227455

CATALOG NUMBER: ISW-AF-1200-LED-E1-RW

CANDELA DISTRIBUTION (continued):

	80°	82.5°	85°	87.5°	90°
112.5°	0.0	0.0	0.0	0.0	0.0
115°	0.0	0.0	0.0	0.0	0.0
117.5°	0.0	0.0	0.0	0.0	0.0
120°	0.0	0.0	0.0	0.0	0.0
122.5°	0.0	0.0	0.0	0.0	0.0
125°	0.0	0.0	0.0	0.0	0.0
127.5°	0.0	0.0	0.0	0.0	0.0
130°	0.0	0.0	0.0	0.0	0.0
132.5°	0.0	0.0	0.0	0.0	0.0
135°	0.0	0.0	0.0	0.0	0.0
137.5°	0.0	0.0	0.0	0.0	0.0
140°	0.0	0.0	0.0	0.0	0.0
142.5°	0.0	0.0	0.0	0.0	0.0
145°	0.0	0.0	0.0	0.0	0.0
147.5°	0.0	0.0	0.0	0.0	0.0
150°	0.0	0.0	0.0	0.0	0.0
152.5°	0.0	0.0	0.0	0.0	0.0
155°	0.0	0.0	0.0	0.0	0.0
157.5°	0.0	0.0	0.0	0.0	0.0
160°	0.0	0.0	0.0	0.0	0.0
162.5°	0.0	0.0	0.0	0.0	0.0
165°	0.0	0.0	0.0	0.0	0.0
167.5°	0.0	0.0	0.0	0.0	0.0
170°	0.0	0.0	0.0	0.0	0.0
172.5°	0.0	0.0	0.0	0.0	0.0
175°	0.0	0.0	0.0	0.0	0.0
177.5°	0.0	0.0	0.0	0.0	0.0
180°	0.0	0.0	0.0	0.0	0.0

(END OF REPORT)